



Sivoia® QS | shading solutions

Total light control



Sivoia® QS | shading solutions

Total light control from Lutron®

Sivoia QS is the newest generation of shading technology from Lutron, and the ideal solution for total light control. The Sivoia QS shading product family includes roller shades, drapery systems, Roman shades, and tensioned shades.

Its simplified wiring and common communication language allow for easy integration with Lutron lighting controls, including the GRAFIK Eye® QS. Control electric and daylight at the touch of a button.



Precision control of daylight

- Control shades with precision and elegance
- Shades start, move, and stop in unison, maintaining perfect alignment with each other (within .125 in. [3.17 mm])
- Minimal, symmetrical 0.75 in. (19 mm) light gaps ensure maximum window coverage

Total light control

- Seamless integration with GRAFIK Eye® QS for intuitive control of electric and daylight
- Integration with other Lutron lighting control products
- Adjustable light and shade zones for scene control

Ultra-quiet performance

- Manage daylight without disturbing the activity in a space
- Near-silent level operation rated at less than 44dBA at 3 feet (1 m)

Easy to design, install, and integrate

- Simplified low voltage wiring scheme
- Built-in diagnostics to verify system communications

Simple operation, beautiful aesthetics

- Simple, intuitive control of shades, draperies, and lights with seeTouch® QS keypads
- Wide variety of styles, colors, and metal finishes to complement your décor
- Backlit, engraved buttons for visible, intuitive control
- Preset buttons instantly recall a favorite light level or shade position

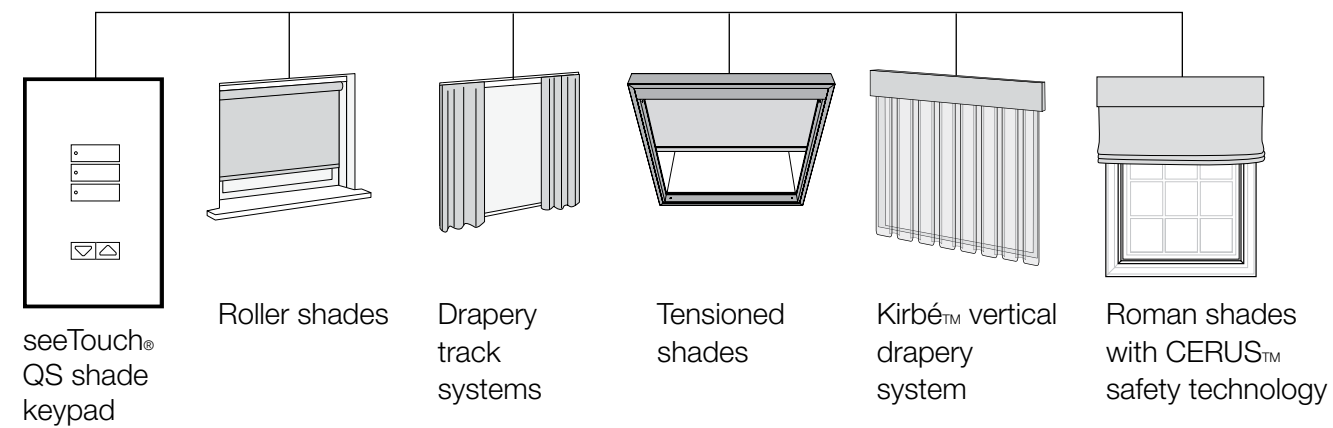


Total light control at the touch of a button with the GRAFIK Eye® QS control (not actual size)

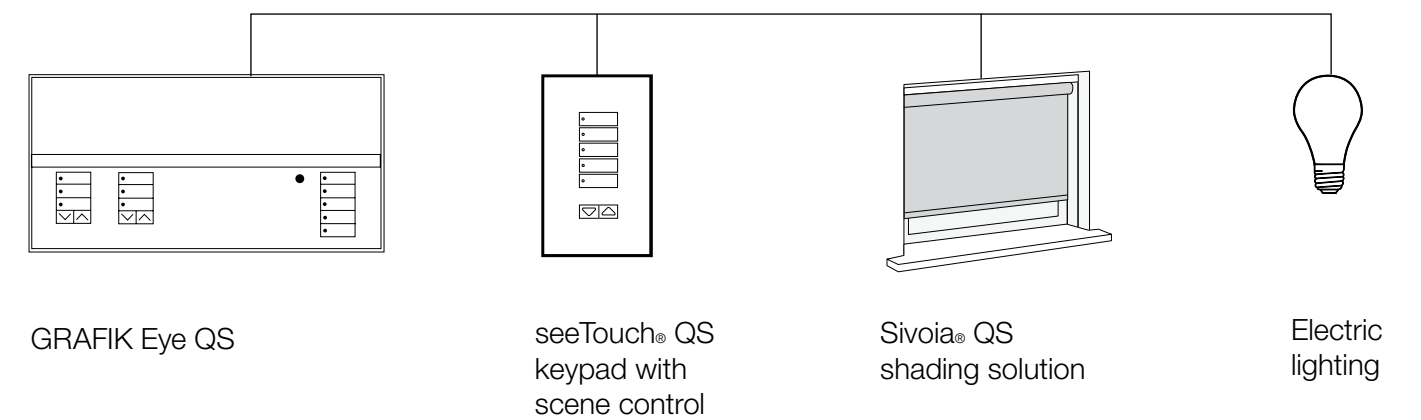
Sivoia® QS | system solutions

Sivoia QS shading solutions can scale from a standalone shade system to a total light control solution that integrates precision shading with lighting control.

Standalone shade control system



Integrated shade and light control system with GRAFIK Eye® QS



Daylight control

Daylight is a source of light and needs to be controlled to provide the right light level for the activity. Sivoia QS shading solutions provide quiet, precision control of daylight at the touch of a button.


Total light control

Sivoia QS shading solutions integrate seamlessly with the GRAFIK Eye® QS for total light control. Create and recall lighting scenes by automatically adjusting electric and daylight zones at the touch of a button.

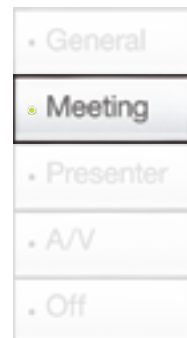
Explore the following solutions to understand how total light control can impact your space.

total light control | commercial


Beyond seating arrangements and AV equipment, lighting is a key element in a function room with changing needs. Lutron® Sivoia® QS shading solutions transform a space from reception hall to conference room and back.



The shades and draperies are open, filling the room with daylight and revealing the view to create an impressive, yet welcoming, environment for clients. The lights are dimmed to conserve energy without sacrificing an evenly illuminated conference space.



Shades are lowered to eliminate unwanted glare from direct sunlight, thereby maximizing room comfort during meetings.




Draperies close to darken the room for an A/V presentation while adding a soft, elegant touch to the space. General light levels are low to provide sufficient light for note-taking.

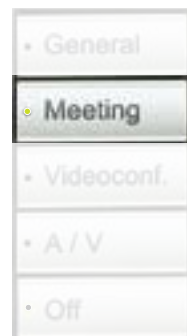
seeTouch® QS keypads provide control points throughout a space. Control shades, draperies, and lighting scenes at the touch of a button.

total light control | commercial

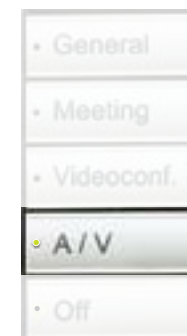
Conference rooms demand flexible control in order to accommodate a number of activities. Adjust shades and lights for roundtable discussions, presentations, and even cleanup.



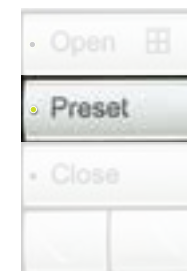
Shades are open to allow daylight in, brightening the room to energize the staff for a morning meeting. The lights by the window are dimmed to save energy.



Silently lower sheer shades to reduce glare and solar heat gain, while preserving the view in this west-facing conference room. The lights put the focus on the table for an afternoon meeting.



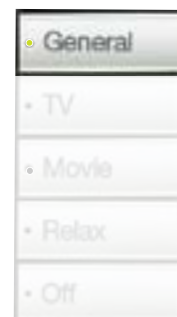
Blackout shades lower through side channels to completely block daylight. General light levels are set low to ensure maximum visibility of the screen with enough light for note-taking.



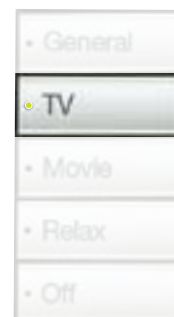
Multiple shade and drapery groups can be controlled independent of scenes with the GRAFIK Eye® QS.

total light control | residential

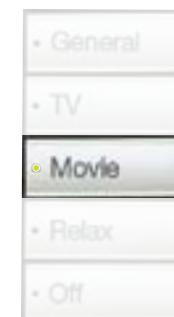
With Lutron®, choosing the perfect lighting levels for different activities and occasions throughout the home is easy. Transform the living room for family gatherings, reading, watching a movie, or entertaining.



The shades are partially open to reveal the view and take advantage of daylight for activities such as games or cleaning. The lights are off to save energy.



The TV scene creates a casual atmosphere. Shades are partially closed to create privacy and lights are set at a medium level.



A single button quietly lowers shades and lights for the perfect movie setting. Blackout shades close to block daylight and ensure a clear view of the screen without reflections or glare. Lights are dimmed for optimum viewing conditions.

Shades can be controlled independent of lighting scenes for added flexibility with GRAFIK Eye® QS.

Sivoia® QS:

system components

Shading solutions

(One common communication link)

Sivoia QS roller shade

- Provides ultra-quiet, precision control of daylight
- Sheer, dim-out, and blackout fabrics available
- See pages 12-15



Sivoia QS drapery track

- System allows for pinch pleat and ripplefold style options
- See pages 16-17




Sivoia QS tensioned shade

- Smooth, quiet, precise movement of skylight, angled, and bottom-up shades
- Sheer, dim-out, and blackout fabrics available
- See pages 18-19



Sivoia QS Kirbé™ vertical drapery system

- Eliminates “stackback” with a rolling pleated fabric that rises out of view
- See page 20



Sivoia QS Roman shade

- Provides the same elegant movement and precise control as Lutron® roller shades
- Eliminates cords which may present a safety hazard to small children
- See page 21



Control options

seeTouch® QS keypads

- Control shades, draperies, lights, or any combination in one space
- Available in a variety of styles and button configurations
- Optional raise/lower buttons and an infrared sensor available



Sivoia QS infrared remote

- Provide personal control of an individual shade/drapery or groups of shades/draperies
- Offers open, close, preset and raise/lower control
- Works with Sivoia QS IR receiver



Power and integration

QS smart panel power supply

- Provides power and communication wiring to Sivoia QS shades, keypads, and other devices
- Manual override buttons for system verification
- Built-in link diagnostics for easy confirmation of system wiring and communication



Individual power supply

- Provide power to a single shade or drapery



Ethernet/RS232 interfaces

- Allow for seamless integration of lights and shades with A/V and building management systems



Input/output device

- Simple, third-party interface with contact closure input



Lighting control/integration


GRAFIK Eye® QS

- Preset control of both lighting and shading zones
- Astronomic and programmable time clock provides scheduling of shade and/or light level adjustments for automated convenience
- Information display provides data about energy savings, lighting levels, and timeclock information
- Connection port for IR receiver, PC, and occupancy sensor



Power modules

- Adaptive technology controls either magnetic or electronic transformers for low-voltage lighting
- Modules available for 120V or dual voltage (120V and 277V)



Quantum total light management

- Automatically dims or switches all electric lighting and controls daylight using automated window shades
- Quantum typically reduces lighting energy usage by 60%
- For more information, refer to P/N 367-1321 or visit www.lutron.com/quantum



Sivoia® QS:

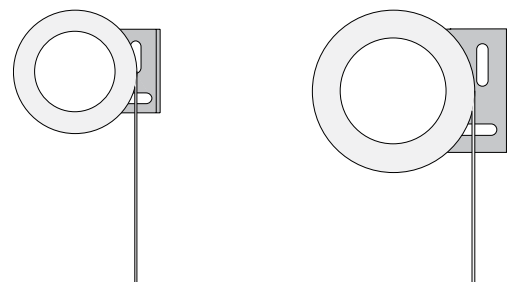
roller shades | overview

Sivoia® QS shades are the ideal solution for ultra-quiet, precision control of daylight. Roller shades are available in different sizes to accommodate the needs of any application.



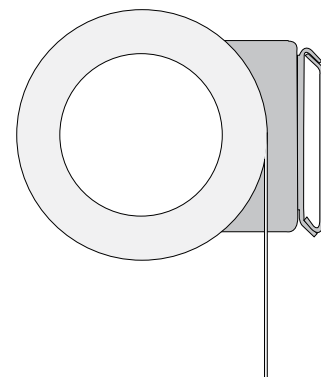
Small- to medium-sized windows

roller 20™ and roller 64™ have small tube diameters that make them the perfect solution for small- to medium-sized windows in the office or at home.



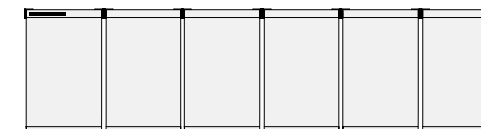
Floor-to-ceiling windows

roller 100™ and roller 150™ are designed for larger windows, such as those in floor-to-ceiling applications. These windows are often found in offices and condominiums.



Curtain walls

Couple up to 6 shades as a single group with one Electronic Drive Unit (EDU) using roller 200CW or roller 150™.



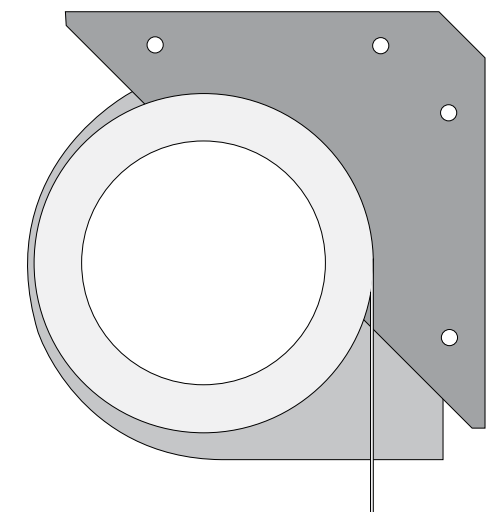
Wide windows

WIDR tube option designed to minimize deflection for wide windows of average height. Available for roller 100™, roller 150, and roller 200CW.



Multi-story windows

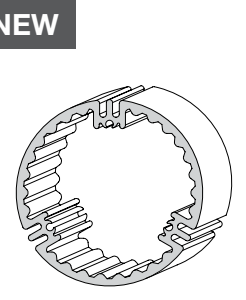
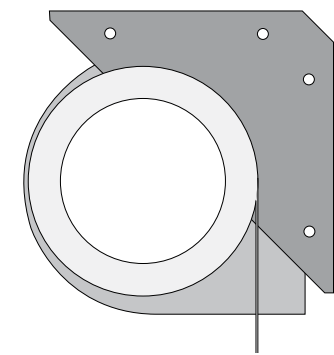
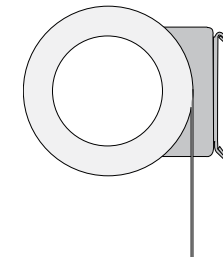
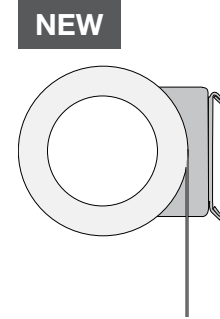
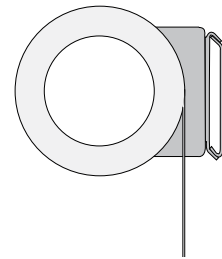
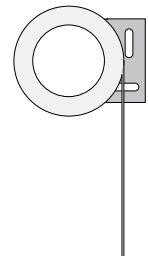
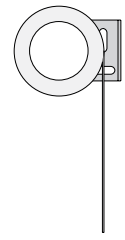
roller 225™ provides a heavy-duty bracket and higher torque for much larger applications. Add precision control of daylight in atriums, lobbies, and in areas with multi-story windows.



Sivoia® QS:

roller shades | overview

Illustrations to scale - not actual size



	roller 20™	roller 64™	roller 100™		roller 150™	roller 200CW	roller 225™	WIDR tube option
Application	A slim profile and narrow width ideal for shallow residential window frames	Ideal for small- to medium-sized windows	Designed for windows approximately 10 ft. (3048 mm) wide.		Designed for tall and coupled shades, when the reduced speed of a 200CW is undesirable. Allows coupling capability for up to 6 fabric panels.	Features slow , gradual movement for large shades and coupling capability for up to 6 fabric panels	Provides a heavy-duty bracket and higher torque for much larger applications such as atriums or multi-story windows	Available for roller 100™, roller 150, and roller 200CW systems: Reduces deflection for windows up to 15 ft. (4572 mm) wide
Tube size (diameter of tube only - no shade fabric)	1.25 in. (32 mm)	1.625 in. (41 mm)	2.56 in. (65 mm)		2.56 in. (65 mm)	2.56 in. (65 mm)	3.75 in. (95 mm)	3.0625 in. (78 mm)
Lutron-provided pocket size	3.5 in. w x 3.5 in. h (89 mm w x 89 mm h)	3.5 in. w x 3.5 in. h (89 mm w x 89 mm h)	4.75 in. w x 5.0 in. h (121 mm w x 127 mm h)		4.75 in. w x 5.0 in. h (121 mm w x 127 mm h)	4.75 in. w x 5.0 in. h (121 mm w x 127 mm h)	7 in. w x 7 in. h (178 mm w x 178 mm h)	4.75 in. w x 5.0 in. h (121 mm w x 127 mm h)
Dual pocket size	6 in. w x 7 in. h (152 mm w x 178 mm h)	6 in. w x 7 in. h (152 mm w x 178 mm h)	7 in. w x 11 in. h (178 mm w x 279 mm h)		7 in. w x 11 in. h (178 mm w x 279 mm h)	7 in. w x 11 in. h (178 mm w x 279 mm h)	8 in. w x 14 in. h (203 mm w x 356 mm h)	7 in. w x 11 in. h (178 mm w x 279 mm h)
Typical maximum shade size*	20 sq. ft. (1.86 sq. m)	64 sq. ft. (5.95 sq. m)	100 sq. ft. (9.29 sq. m)		150 sq. ft. (14 sq. m)	200 sq. ft. (18.6 sq. m) up to 6 shades, 200 sq. ft. total	225 sq. ft. (20.9 sq. m)	100 sq. ft. (9.29 sq. m)
Minimum bracket-to-bracket width	18.5 in. (470 mm)	18.5 in. (470 mm)	24 in. (610 mm)		24 in. (610 mm)	26.5 in. (673 mm)	31.75 in. (806 mm)	24-26.5 in. (610-673 mm) depending on operator chosen
Maximum bracket-to-bracket width	6.5 ft. (1981 mm)	8 ft. (2438 mm)	10 ft.** (3048 mm)		10 ft.** (3048 mm)	15 ft.** (4572 mm)	18 ft. (5486 mm)	15 ft. (4572 mm)

* Maximum allowable shade size may vary based on fabric selection. Contact customer service or use SCT for actual shade dimensions based on fabric type.

**WIDR tube option allows for extra wide shades

Sivoia® QS:

drapery track systems | overview

Sivoia® QS drapery systems respond to the touch of a button. Operate pinch pleat or ripplefold drapery systems for quiet, elegant, convenient control of daylight.



Straight tracks

Draperies add a soft, elegant touch to your décor. Control pinch pleat or ripplefold styles on straight tracks using Sivoia QS drapery drives.



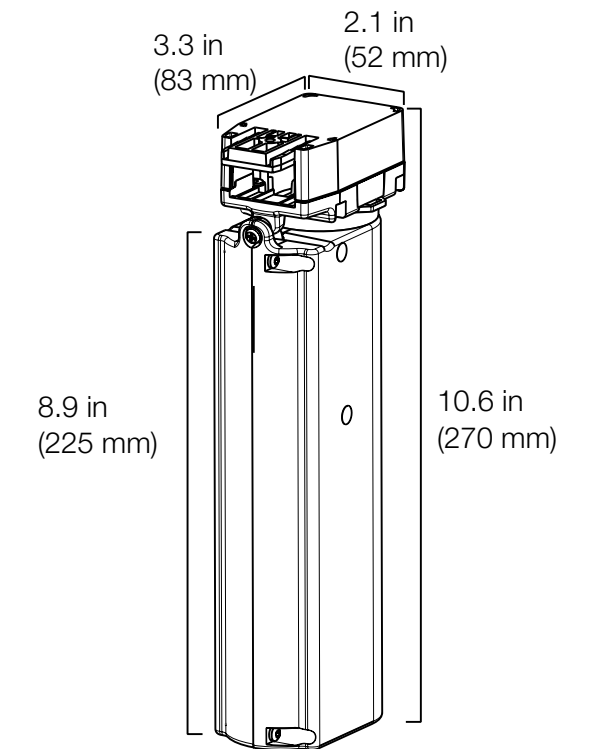
Curved tracks

Curved tracks are available and add a unique aesthetic to spaces with specific design needs.



Long tracks

A track splicing option facilitates the shipment and installation of long drapery tracks. Long standard track lengths are up to 30 ft (9144 mm) for a single spliced track or up to 60 ft (18288 mm) for spliced, tandem systems.



Drapery track drive options

Sivoia QS drapery drives are designed to carry draperies of different weights.

Available options are:

- D105 – for draperies up to 105 lbs (48 kg)
- D145 – for draperies up to 145 lbs (66 kg)
- D175 – for draperies up to 175 lbs (79 kg)

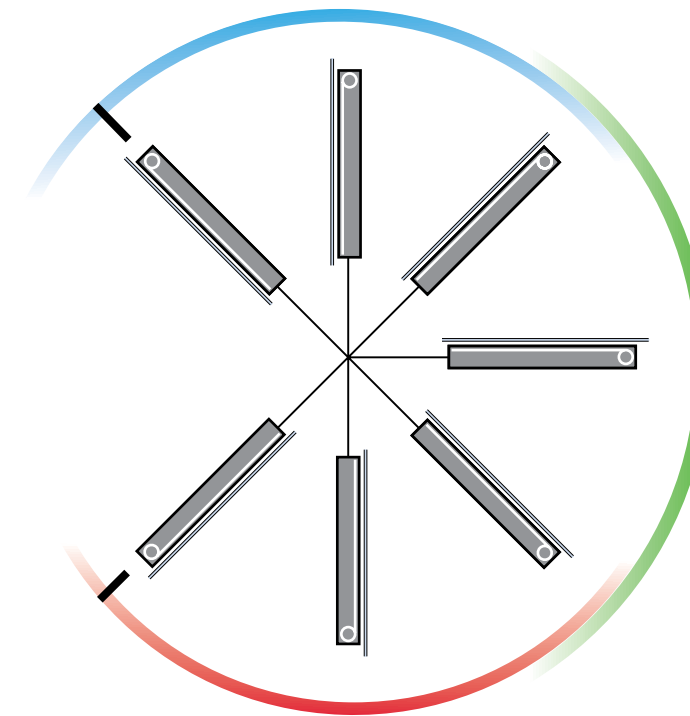
Visit www.lutron.com/draperytrack or see P/N 367-1527 for more information.

Sivoia® QS:

tensioned shade | overview



The new tensioned shade from Lutron® combines Sivoia® QS technology with a unique patent-pending tension system. This innovative system functions as a skylight, angled, or bottom-up shade and keeps fabric taut and parallel to windows regardless of slope.



- Angled shades
- Skylight shades
- Bottom-up shades

Aesthetics

- Concealed cable guides maximize view through window
- Wide variety of high performance fabrics

Control

- Smooth, quiet, precise movement of tensioned shades creates elegant transitions
- One-touch control of hard-to-reach shades through keypad or IR remote
- Seamless integration with other Lutron® Sivoia QS products and lighting controls

Installation

- Flexible system operates in skylight, angled and bottom-up installations
- Inside, recessed, and outside mounting options allow system to fit any application
- Pre-assembled shipping available to maximize installation convenience

Design

- Unique tension-absorbing frame eliminates stress on the surrounding ceiling structure
- Reliable performance under extreme temperatures is ensured by weld- and seam-free design
- Scalable design allows for control of shades up to 70 sq. ft. in size*

Visit www.lutron.com/shadingsolutions or see P/N 367-1530 for more information.

* Larger shades may be available based on fabric selection. Contact customer service or use the SCT for actual shade dimensions based on fabric type.

Sivoia® QS:

Kirbé™ vertical drapery system | overview



An industry first – this entirely new type of window treatment smoothly pulls the drapery up and out of the way at the touch of a button. The Kirbé vertical drapery system captivates with its unique and unexpected motion.

Kirbé is offered in a variety of sheer fabrics from the Avant Collection™.

Optional roller 64™ integrates seamlessly with the standard Kirbé brackets to allow for complete privacy and additional daylight control.

A decorative Lutron® cornice easily completes the look with no need for a recessed pocket.

Sivoia® QS:

Roman shades | overview



Lutron® Roman shades with CERUS™ safety technology

A revolutionary design in Roman shades; the new Cord Eliminating Roman Uptake System (CERUS) removes the lifting cords associated with normal Roman shade construction to create safer shades with quieter, smoother operation. Lutron Roman shades utilize the same ultra-quiet, precise electronic drive technology found in Lutron roller shades (roller 64™ and roller 100™ drives available).

About CERUS safety technology

Eliminating cords from the traditional construction of Roman shades has two major advantages.

Improved performance

CERUS safety technology allows for quieter, smoother, more even travel of the shade since cords are not stacking and slipping as they roll.

Safer

CERUS safety technology also creates a safer Roman shade by utilizing mesh bands in place of exposed inner cords that may pose a strangulation hazard to small children.

Sivoia® QS:

shade fabrics | overview

Product type	Fabric collection*	Fabric options	Additional options	
Roller shades	Classico Collection	Sheer	Bottom bar style	-
		Dim-out	Bottom bar style	-
		Blackout	Bottom bar style	Sill angle Side channel
	Gallery Collection	Sheer	Bottom bar style (ABB style required)	-
		Dim-out	Bottom bar style (ABB style required)	-
Tensioned shades	Classico Collection**	Sheer	Frame color	-
		Dim-out	Frame color	-
		Blackout	Frame color	-
Drapery track	Avant Collection™	Soft fabrics	Pinch pleat	Liner options
	COM		Ripplefold	Liner options
Kirbé™ vertical drapery system	Avant Collection	Sheer fabrics	Optional roller 64™ blackout shade	Cornice styles
Roman shades with CERUS™ safety technology	Avant Collection	Soft fabrics	Hobbled style	Liner options
			Knife style	Liner options
			Flat style	Liner options
			Casual style	Liner options
	COM	Woven woods	Flat style	Liner options Edge binding
Cornice	Avant Collection	Soft fabrics	Shape	-

Choosing the right fabric is critical to a successful shading project. Fabric selection is determined by evaluating the orientation of each elevation and the designer's objectives.

Before specifying fabric, follow these steps:

Consider the application

- Commercial or residential
- Multi-purpose or dedicated function rooms
- Day, night, or all-hours use
- What types of activities will occur in the space
- Will an aesthetic match be important inside or outside the building

Prioritize needs

Based on the application, determine priorities:

- Control glare inside (reduce reflections on computer monitors, TVs, etc.)
- Maintain view through shades
- Protect interiors from fading
- Reduce solar heat gain
- Achieve a particular aesthetic (inside or outside)
- Reduce environmental impact by selecting a sustainable fabric
- Create privacy
- Create a darkened room

If a space is multi-purpose or several priorities are equally important, consider a dual-mount application with two fabrics on the same window (typically a sheer coupled with a dim-out or blackout).

Sustainability

Often fabrics are manufactured with chemicals to make them durable. Lutron® sustainable fabrics reduce or remove many of these chemicals in order to improve indoor air quality. Others are made from recycled content in order to protect the environment. Refer www.lutron.com/fabrics to find which fabrics are either PVC-free, recycled, GREENGUARD®, or Oeko-Tex® Standard 100 certified material.

Choose a collection:

Lutron offers multiple fabric collections tailored to each product family.

The Classico Collection

For larger roller shade applications, durable and long-lasting fabrics are a necessity. The Classico Collection by Lutron includes wide roll widths, fire-rated materials, and an array of sustainable options.

The Gallery Collection

The Gallery Collection by Lutron offers a variety of colors, textures, and patterns to accent any décor. Add beauty to traditional roller shades with interesting patterns, intricate weaves, sophisticated suedes, or colorful linens.

The Avant Collection™

Featuring woven woods, sheers, and soft fabrics, the Avant Collection offers over 100 contemporary and traditional materials for Kirbé vertical drapery systems, cornices, finished drapery systems, and Roman shades with CERUS™ safety technology.

* See www.lutron.com/fabrics for more information

** Select fabrics available for tensioned shades - see P/N 367-1530 for more information

Sivoia® QS:

seeTouch® QS | keypads

seeTouch QS keypads control shades, draperies, lights, or a combination of all three (14 models available*). All keypads are available with standard or custom engraving in a variety of colors and finishes.



QSWS2-3BRLN-WH-E01
3-button keypad with raise/lower



QSWS2-5BRLN-WH-E01
5-button keypad with raise/lower



QSWS2-1RLDN-WH-E01
3 group, 2-button keypad with raise/lower



QSWS2-2RLDN-WH-E01
2-button dual keypad with raise/lower




QSWS2-3BRLIRN-WH-E01
3-button keypad with infrared receiver and raise/lower



QSWS2-2RLDN-WH-E01
Dual lights and shades keypad with raise/lower

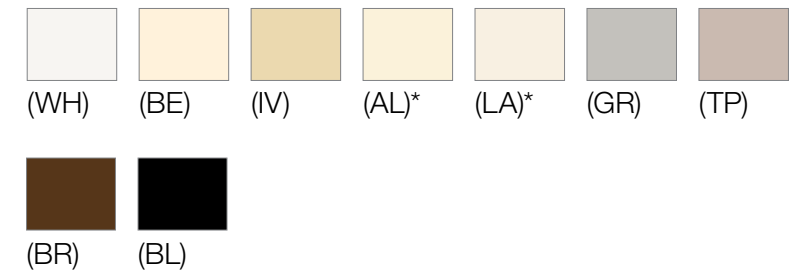
Satin Colors® matte finishes

- | | |
|-----------------|-------------------|
| (HT) Hot | (TC) Terracotta |
| (MR) Merlot* | (GB) Greenbriar* |
| (PL) Plum* | (BG) Bluestone* |
| (TQ) Turquoise* | (MS) Mocha Stone* |
| (SG) Sea Glass* | (GS) Goldstone* |
| (ES) Eggshell | (DS) Desert Stone |
| (BI) Biscuit | (ST) Stone |
| (SW) Snow | (LS) Limestone |
| (PD) Palladium* | |
| (MN) Midnight | |
| (SI) Sienna* | |



Architectural Matte Finishes

- | | |
|--------------------|------------|
| (WH) White | (GR) Gray |
| (BE) Beige | (TP) Taupe |
| (IV) Ivory | (BR) Brown |
| (AL) Almond* | (BL) Black |
| (LA) Light Almond* | |



Architectural Metal Finishes

- | | |
|-------------------------------|---------------------|
| (SB) Satin Brass | (QB) Antique Brass |
| (BB) Bright Brass | (QZ) Antique Bronze |
| (BC) Bright Chrome | (SC) Satin Chrome |
| (CLA) Clear Anodized Aluminum | (SN) Satin Nickel |
| | (BN) Bright Nickel |
| (BLA) Black Anodized Aluminum | |
| (BRA) Brass Anodized Aluminum | |

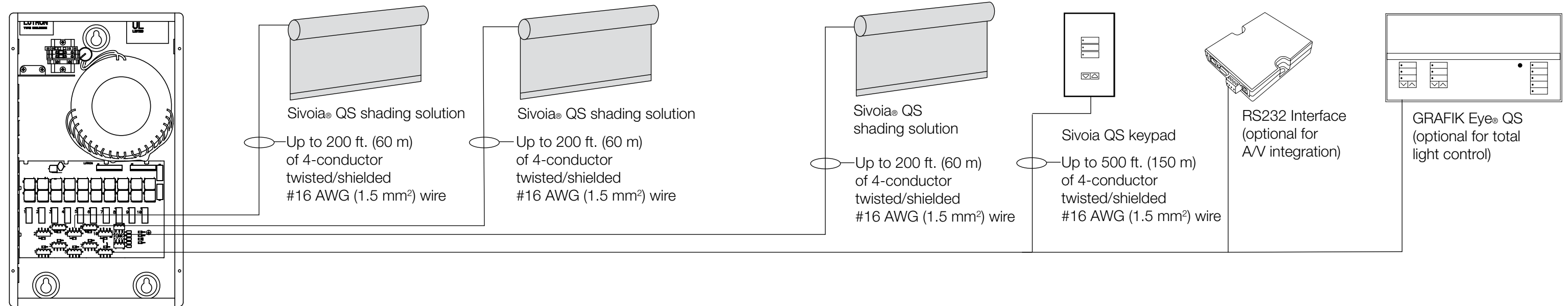


Color samples shown are representations only. See product samples for exact finishes and ask your Lutron sales representative for color availability.

* For a complete guide on keypad options with model numbers, please refer to the seeTouch QS wallstation specification submittal at www.lutron.com/shadingsolutions

* Note: Non-standard color offering. Contact Customer Service for additional information.

wiring diagram



QS Smart Panel power supply

- Maximum 100 devices (Sivoia QS roller shades, drapery systems, tensioned shades, Roman shades, seeTouch® QS keypads, GRAFIK Eye® QS main units, and QS power supplies) per system
- Maximum 100 zones (Sivoia QS roller shades, drapery systems, tensioned shades, Roman shades, and lighting zones on GRAFIK Eye QS)

Sivoia® QS | Specification benefits

Lutron® has been the world's leading manufacturer of lighting control systems for almost 50 years. We focus on continual innovation, while offering world-class service and global support.

Control

Ultra-quiet electronic drive

The Sivoia® QS system is low-voltage and operates at a near-silent level (rated at less than 44 dBA at three feet). Shades move smoothly and stop at preset positions with no audible clicks.

Total light control

Lutron lighting control systems integrate with Sivoia QS shades and draperies, offering intuitive control of both electric light and daylight. GRAFIK Eye® QS and Sivoia QS use the same wiring configuration and do not require any interfaces, ensuring seamless integration for total light control.

Installation

Simple reconfiguration

The Sivoia QS system can be easily reconfigured, limits can be changed, and presets can be reprogrammed, without rewiring, through the remote, keypad, or electronic drive unit (EDU).

Simplified wiring

Sivoia QS shading systems do not require any group controllers, relays, or line-voltage wiring between electronic drive units.

QS Smart Panel Diagnostics

The QS Smart Panel power supply features advanced diagnostics to quickly verify system communication and wiring.

Flexibility and performance

Limits and presets never lost

Precise limits and preset shade positions are electronically set and have a power-failure memory for the life of the system. These limits and presets will never drift regardless of age, electrostatic discharge, or power failure.

Sustainable solutions and LEED™

Lutron shading and lighting controls may contribute to obtaining points in several LEED credit categories.

System warranty and support

Sivoia QS systems come with an 8-year limited warranty, plus optional extended service. Lutron has factory-employed field service engineers throughout the world and is the only lighting control or shade systems manufacturer in the world with a 24-hour, 7 days a week technical support center.

Aesthetics

Minimal, symmetrical light gaps

Sivoia QS roller shades offer symmetrical light gaps of .75 inch per side.

Elegant control options

Lutron controls are designed to match the high-end look and feel of today's premiere working and living spaces. They are available in a wide variety of colors and finishes, including metals.

Wide array of fabrics

Lutron shading systems are available in fabric styles to suit any function or aesthetic need, including many sustainable fabric choices.

About Lutron®

our commitment

Lutron is committed to bringing our customers best-in-class products and solutions that offer superior performance with world-class service and global support.

Light control is environmentally responsible. Lutron develops high-quality, elegant lighting solutions that reduce energy costs significantly. We innovate in advance of emerging market needs and continually streamline our quality, our delivery, and our value.

Lutron has hundreds of issued U.S. utility and design patents, and many more granted patents and design registrations in countries around the world. For almost 50 years, we have met and exceeded the highest standards of quality and service. Every one of our products is quality-tested before it leaves the factory. We are available to help, on the phone or in the field, whenever we are needed.

unmatched support

Expert design assistance

- Product, application and system knowledge to identify the best solutions to meet project objectives
- Design assistance for the specification community with drawings and written specifications
- Quick turnaround to meet construction schedules
- Product demonstrations, samples, and installation documentation
- Global project management

Expert service

- Ongoing commitment to service and reliability
- Global field service engineers handle factory commissioning and support
- 24/7 multilingual technical phone support
- Assured performance plans include annual warranty extension, annual comprehensive preventative maintenance, and customized training

Lutron® has been the world's leading manufacturer of lighting controls and systems for almost 50 years. With the addition of shading solutions, Lutron has opened a new world of possibilities by seamlessly integrating electric and daylight control with a focus on innovation, world-class engineering, and customer service. Lutron blends technology with design and environmental sensitivity to provide the ideal solution for total light control.

www.lutron.com/shadingsolutions

Lutron Electronics Co., Inc.
7200 Suter Road
Coopersburg, PA 18036-1299

World Headquarters 1.610.282.3800
Technical Support Center 1.800.523.9466
Customer Service/Quotes 1.888.LUTRON1
Email: shadinginfo@lutron.com

© 05/2010 Lutron Electronics Co., Inc.
P/N 367-1374 REV C

